REVISION	CHANGE DESCRIPTION	CR No.	DRAWN	APPROVED	DATE

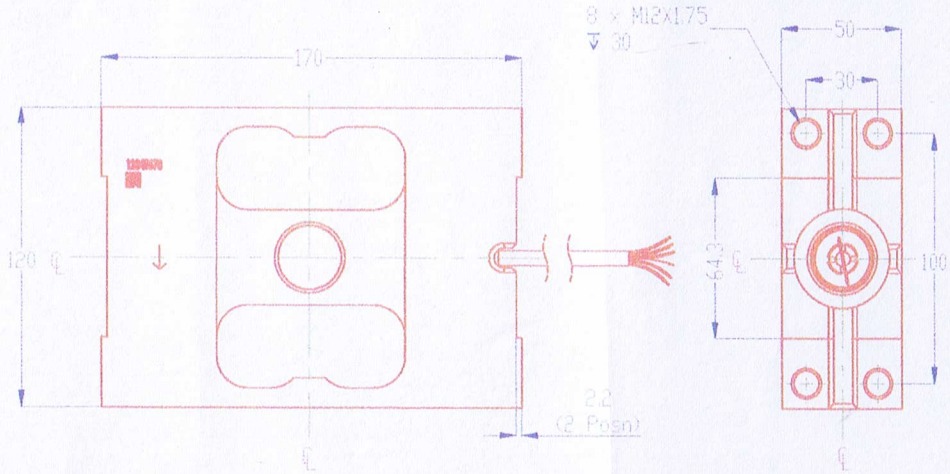

Specifications

Maximum capacity ($=E_{max}$)	kg	2000	
Accuracy class according to OIML R60		GP	C3
Temperature effect on minimum dead output (TC0)	%*RO/10 ^{0}C	±0.0400	±0.0140
Temperature effect on sensitivity (TC_{RO})	%*RO/10 ^{0}C	±0.0200	±0.0100
Combine error	%*RO	±0.0500	±0.0200
Non- Linearity	%*RO	±0.0400	±0.0166
Hysteresis	%*RO	±0.0400	±0.0166
Creep error (30 minutes)/DR	%*RO	±0.0600	±0.0166
Rated output(RO)	mV/V	2±0.1%	
Calibration in mV/V/Ω	%	±0.05	
Zero balance	%*RO	<=±5	
Excitation voltage	V	5....15	
Input resistance(R_{in})	Ω	1100±50	
Output resistance(R_{out})	Ω	1000±2	
Insulation resistance (100 V DC)	MΩ	>=5000	
Safe load limit(E_{lim})	%* E_{max}	200	
Ultimate load	%* E_{max}	300	
Safe side load	%* E_{max}	100	
Load cell material		Stainless steel 17-4 PH (1.4548)	
Cable Type and Length		Shielded 6 Conductor (26AWG) Cable with Polyurethane Jacket –Length: 5m	
Sealing		Complete hermetic sealing; cable entry sealed by glass to metal header	
Protection according EN 529		IP68 (up to 2m water depth)/IP69K	

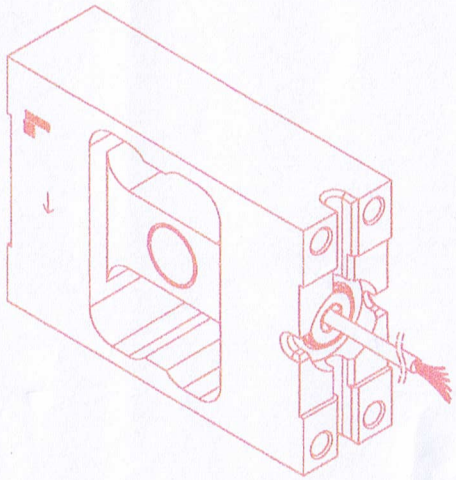

FLINTEC
Type PC6H - 2000kg C3
Ser. No. XXXXXXXX

Load Cell Label

Wiring Schematic Diagram

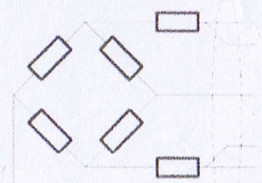

+ Excitation (green)
+ Sense (blue)
+ Signal (white)
- Sense (brown)
- Excitation (black)
- Signal (red)
Shield: Floating- (yellow)

DO NOT SCALE DRAWING

DEBUR AND BREAK SHARP EDGES

DIMENSIONS AND NOTES MARKED WITH ⊗ DENOTE A SIGNIFICANT CHARACTERISTIC

UNLESS OTHERWISE SPECIFIED DIMENSIONS ARE IN MILLIMETRES
TOLERANCES TO ISO 2768-m

DRAWN	CHECKED	DATE
ISP		

FLINTEC
FLINTEC.COM

© THIS DRAWING IS THE PROPERTY OF FLINTEC GROUP AB AND MAY NOT BE REPRODUCED OR DISCLOSED TO A THIRD PARTY IN ANY FORM WITHOUT THE COMPANY'S WRITTEN PERMISSION

MATERIAL: X

FINISH: X

TITLE: PC6H SPECIFICATION DRAWING

DWG NO. 0066031

REV.

SCALE X:X | SHEET X OF X | A3